

C•CURE IQ Video Performance: Enable GPU for high performance

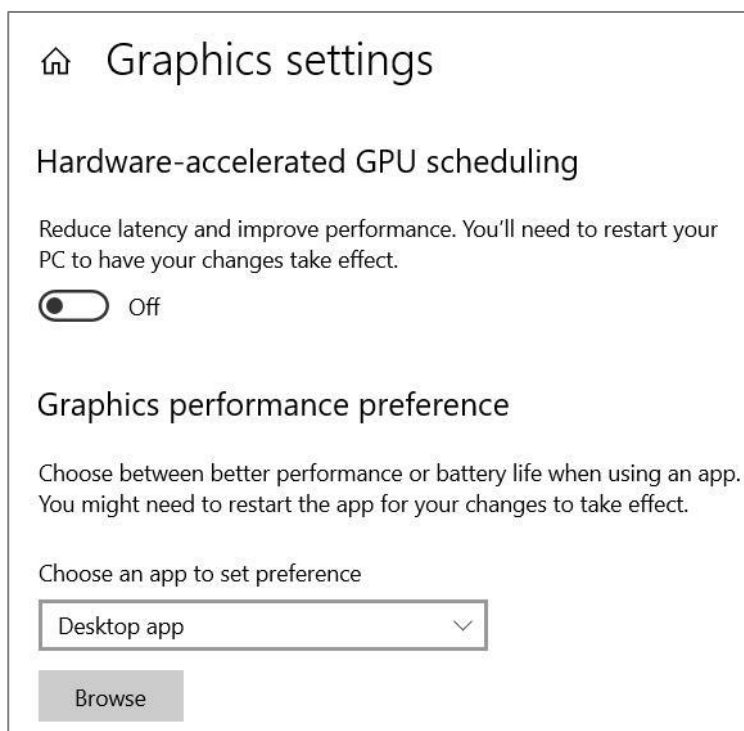
Published: 16-04-2026

Overview

For optimum performance when viewing video, use Chrome or Microsoft Edge. In addition, ensure that you configure your browser to use hardware acceleration.

In order to maximize the browser's graphics performance for C•CURE IQ, we need to enable "High Performance" mode for browsers that run C•CURE IQ client. The following are examples of Google Chrome and Microsoft Edge.


Go to **Display Settings**, on the Display page, scroll down, and find **Graphics settings**.



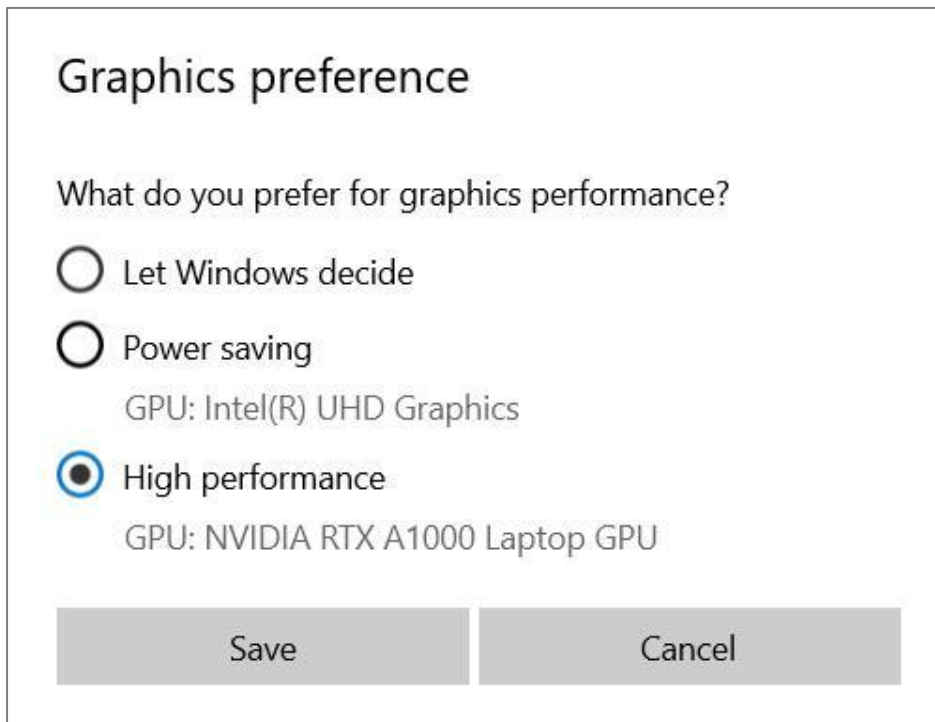
Google Chrome:

In the "**Choose an app to set preference**" dropdown, choose "**Desktop app**", then click "Browse".

Find **Google chrome.exe** in the following path:



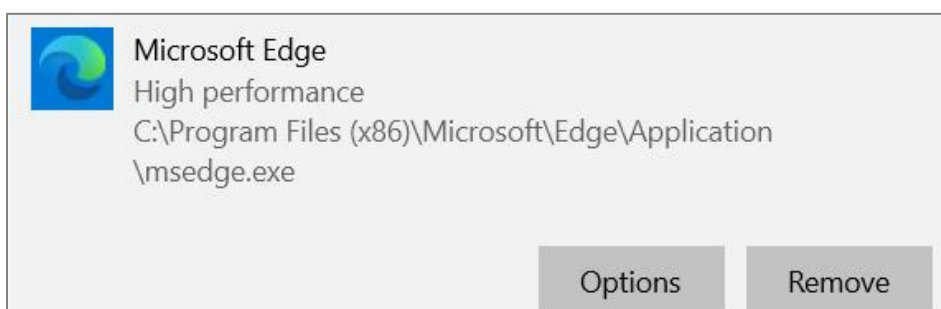
Then click "**Options**" and choose "**High Performance**", then click **Save**.



Microsoft Edge:

In the "**Choose an app to set preference**" dropdown, choose "Desktop app", then click "**Browse**".

Find **msedge.exe** in the following path:



Then click "**Options**" and choose "**High Performance**", then click **Save**.

Graphics preference

What do you prefer for graphics performance?

Let Windows decide

Power saving
GPU: Intel(R) UHD Graphics

High performance
GPU: NVIDIA RTX A1000 Laptop GPU



NOTE

Please ***restart the PC*** to ensure all changes are fully applied.